

Davis Opportunity Fund

Selective. Attractive Growth. Undervalued.



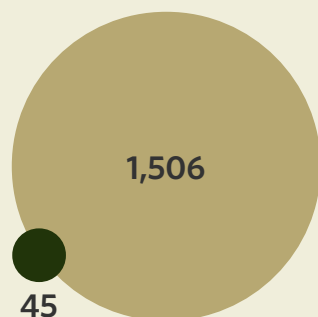
What gives us confidence that Davis Opportunity Fund will build wealth for our shareholders in the years and decades to come? The compelling attributes of our businesses.

By being highly selective and rejecting the vast majority of companies in the index, the companies of Davis Opportunity Fund have grown more than the companies in the index, yet are 41% less expensive. In fact, this gap between price and value is among the widest we have ever seen. We believe this sets the stage for attractive returns in the years ahead.

Selective

DOF invests in only a select group of well-researched companies

Holdings

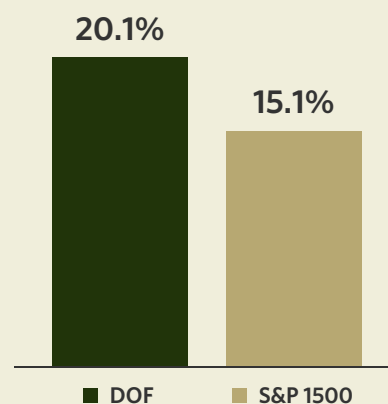


■ DOF ■ S&P 1500

Attractive Growth

DOF portfolio companies have grown more than the companies in the index

EPS Growth (5 Year)¹

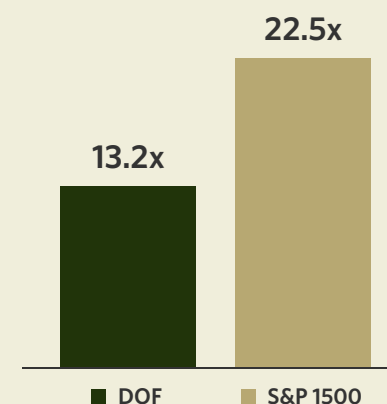


■ DOF ■ S&P 1500

Undervalued

DOF portfolio companies are 41% less expensive than the index

P/E (Forward)²



■ DOF ■ S&P 1500

As of 6/30/25. The Attractive Growth and Undervalued reference in this piece relates to underlying characteristics of the portfolio holdings. There is no guarantee that the Fund performance will be positive as equity markets are volatile and an investor may lose money. **Past performance is not a guarantee of future returns.** Performance may vary.

1. Five-year EPS Growth Rate (5-year EPS) is the average annualized earnings per share growth for a company over the past 5 years. The values shown are the weighted average of the 5-year EPS of the stocks in the Fund or Index. The 5-year EPS of the S&P 1500 is 15.1%. Approximately 10.64% of the assets of the Fund are not accounted for in the calculation of 5-year EPS as relevant information on certain companies is not available to the Fund's data provider. **2.** Forward Price/Earnings (Forward P/E) Ratio is a stock's price at the date indicated divided by the company's forecasted earnings for the following 12 months based on estimates provided by the Fund's data provider. The Forward P/E of the S&P 1500 is 22.5x. These values for both the Fund and the Index are the weighted average of the stocks in the portfolio or index.

Davis Opportunity Fund

Selective. Attractive Growth. Undervalued.



This material is authorized for use by existing shareholders. A current Davis Opportunity Fund prospectus must accompany or precede this material if it is distributed to prospective shareholders. You should carefully consider the Fund's investment objective, risks, charges, and expenses before investing. Read the prospectus carefully before you invest or send money.

Objective and Risks. The investment objective of Davis Opportunity Fund is long-term growth of capital. There can be no assurance that the Fund will achieve its objective. Some important risks of an investment in the Fund are: **stock market risk:** stock markets have periods of rising prices and periods of falling prices, including sharp declines; **common stock risk:** an adverse event may have a negative impact on a company and could result in a decline in the price of its

common stock; **foreign country risk:** foreign companies may be subject to greater risk as foreign economies may not be as strong or diversified. As of 6/30/25, the Fund had approximately 20.3% of net assets invested in foreign companies; **headline risk:** the Fund may invest in a company when the company becomes the center of controversy. The company's stock may never recover or may become worthless; **large-capitalization companies risk:** companies with \$18 billion or more in market capitalization generally experience slower rates of growth in earnings per share than do mid- and small-capitalization companies; **mid- and small-capitalization companies risk:** companies with less than \$18 billion in market capitalization typically have more limited product lines, markets and financial

resources than larger companies, and may trade less frequently and in more limited volume; **manager risk:** poor security selection may cause the Fund to underperform relevant benchmarks; **depository receipts risk:** depository receipts involve higher expenses and may trade at a discount (or premium) to the underlying security and may be less liquid than the underlying securities listed on an exchange; **emerging market risk:** securities of issuers in emerging and developing markets may present risks not found in more mature markets; **fees and expenses risk:** the Fund may not earn enough through income and capital appreciation to offset the operating expenses of the Fund; and **foreign currency risk:** the change in value of a foreign currency against the U.S. dollar will result in a change in the U.S. dollar value of

securities denominated in that foreign currency. See the prospectus for a complete description of the principal risks.

We gather our index data from a combination of reputable sources, including, but not limited to, Lipper, Clearwater Wilshire Atlas and index websites.

The **S&P 1500 Index** includes all stocks in the S&P 500, S&P MidCap 400, and S&P SmallCap 600. This index covers approximately 90% of U.S. market capitalization. Investments cannot be made directly in an index.



**Portfolio Manager
VIDEOS**

Davis Distributors, LLC
2949 East Elvira Road, Suite 101, Tucson, AZ 85756
800-279-0279, davisfunds.com
Item #4047 6/25