



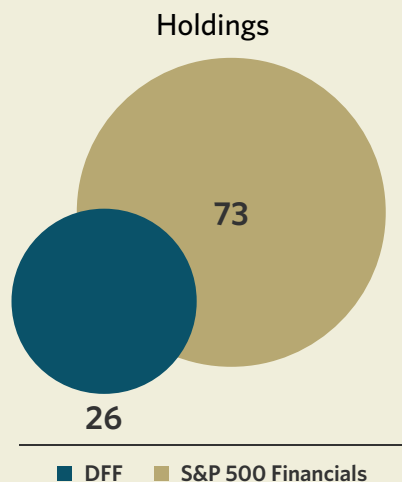
“What gives us confidence that Davis Financial Fund will build wealth for our shareholders in the years and decades to come? The compelling attributes of our businesses.

By being highly selective and rejecting the vast majority of companies in the index, the companies of Davis Financial Fund have grown more than the companies in the index, yet are 31% less expensive. In fact, this gap between price and value is among the widest we have ever seen. We believe this sets the stage for attractive returns in the years ahead.”

Chris Davis, Portfolio Manager

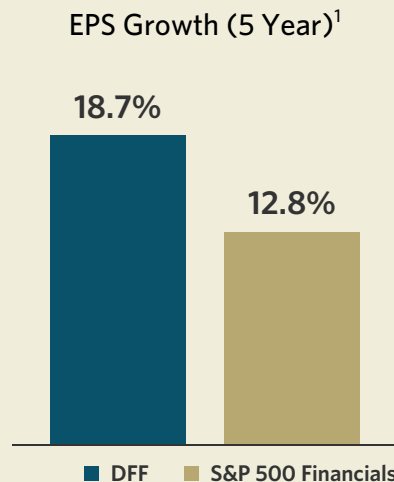
## Selective

DFF invests in only a select group of well-researched companies



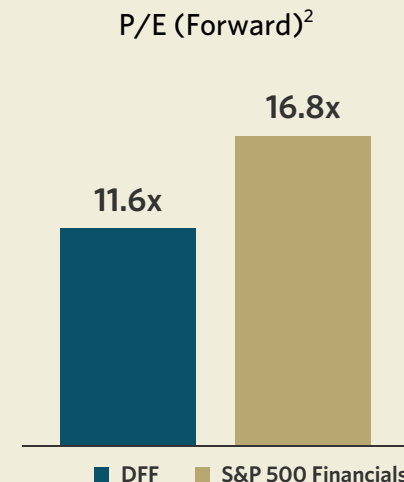
## Attractive Growth

DFF portfolio companies have grown more than the companies in the index



## Undervalued

DFF portfolio companies are 31% less expensive than the index



As of 3/31/25. The Attractive Growth and Undervalued reference in this piece relates to underlying characteristics of the portfolio holdings. There is no guarantee that the Fund performance will be positive as equity markets are volatile and an investor may lose money. **Past performance is not a guarantee of future returns.** Performance may vary.

**1.** Five-year EPS Growth Rate (5-year EPS) is the average annualized earnings per share growth for a company over the past 5 years. The values shown are the weighted average of the 5-year EPS of the stocks in the Fund or Index. The 5-year EPS of the S&P 500 Financials is 12.8%. Approximately 8.47% of the assets of the Fund are not accounted for in the calculation of 5-year EPS as relevant information on certain companies is not available to the Fund’s data provider. **2.** Forward Price/Earnings (Forward P/E) Ratio is a stock’s price at the date indicated divided by the company’s forecasted earnings for the following 12 months based on estimates provided by the Fund’s data provider. The Forward P/E of the S&P 500 Financials is 16.8x. These values for both the Fund and the Index are the weighted average of the stocks in the portfolio or index.

*This material is authorized for use by existing shareholders. A current Davis Financial Fund prospectus must accompany or precede this material if it is distributed to prospective shareholders. You should carefully consider the Fund's investment objective, risks, charges, and expenses before investing. Read the prospectus carefully before you invest or send money.*

**Objective and Risks.** The investment objective of Davis Financial Fund is long-term growth of capital. There can be no assurance that the Fund will achieve its objective. Some important risks of an investment in the Fund are: **stock market risk:** stock markets have periods of rising prices and periods of falling prices, including sharp declines; **common stock risk:** an adverse event may have a negative impact on a company and could result in a decline in the price of its common stock; **financial services risk:** investing a significant portion of assets in the financial services sector may cause the Fund to be more sensitive to problems affecting financial

companies; **credit risk:** The issuer of a fixed income security (potentially even the U.S. Government) may be unable to make timely payments of interest and principal; **interest rate sensitivity risk:** interest rates may have a powerful influence on the earnings of financial institutions; **focused portfolio risk:** investing in a limited number of companies causes changes in the value of a single security to have a more significant effect on the value of the Fund's total portfolio; **headline risk:** the Fund may invest in a company when the company becomes the center of controversy. The company's stock may never recover or may become worthless; **foreign country risk:** foreign companies may be subject to greater risk as foreign economies may not be as strong or diversified. As of 3/31/25, the Fund had approximately 21.6% of net assets invested in foreign companies; **large-capitalization companies risk:** companies with \$10 billion or more in market capitalization generally experience slower rates of growth in earnings

per share than do mid- and small-capitalization companies; **manager risk:** poor security selection may cause the Fund to underperform relevant benchmarks; **depository receipts risk:** depository receipts involve higher expenses and may trade at a discount (or premium) to the underlying security; **fees and expenses risk:** the Fund may not earn enough through income and capital appreciation to offset the operating expenses of the Fund; **foreign currency risk:** the change in value of a foreign currency against the U.S. dollar will result in a change in the U.S. dollar value of securities denominated in that foreign currency; **emerging market risk:** securities of issuers in emerging and developing markets may present risks not found in more mature markets; and **mid- and small-capitalization companies risk:** companies with less than \$10 billion in market capitalization typically have more limited product lines, markets and financial resources than larger companies, and may trade less frequently and in

more limited volume. See the prospectus for a complete description of the principal risks.

We gather our index data from a combination of reputable sources, including, but not limited to, Lipper, Wilshire and index websites.

The **S&P 500 Index** is an unmanaged index of 500 selected common stocks, most of which are listed on the New York Stock Exchange. The index is adjusted for dividends, weighted towards stocks with large market capitalizations and represents approximately two-thirds of the total market value of all domestic common stocks. The **S&P 500 Financials Index** is a capitalization-weighted index that tracks the companies in the financial sector as a subset of the S&P 500 Index. Investments cannot be made directly in an index.



Portfolio Manager  
VIDEOS