


Timeless Wisdom for Creating Long-Term Wealth



THE EQUITY SPECIALISTS



“The function of economic forecasting is to make astrology look respectable.”

John Kenneth Galbraith
Economist and Author

Disregard Short-Term Forecasts

“Where is the market headed from here?”

While an important question, the short-term direction of the market is unknowable.

The folly of forecasting is shown in the chart below, which tracks Wall Street’s top strategists’ average

market prediction versus the actual return for the market.

The result? The forecast was wrong every year.

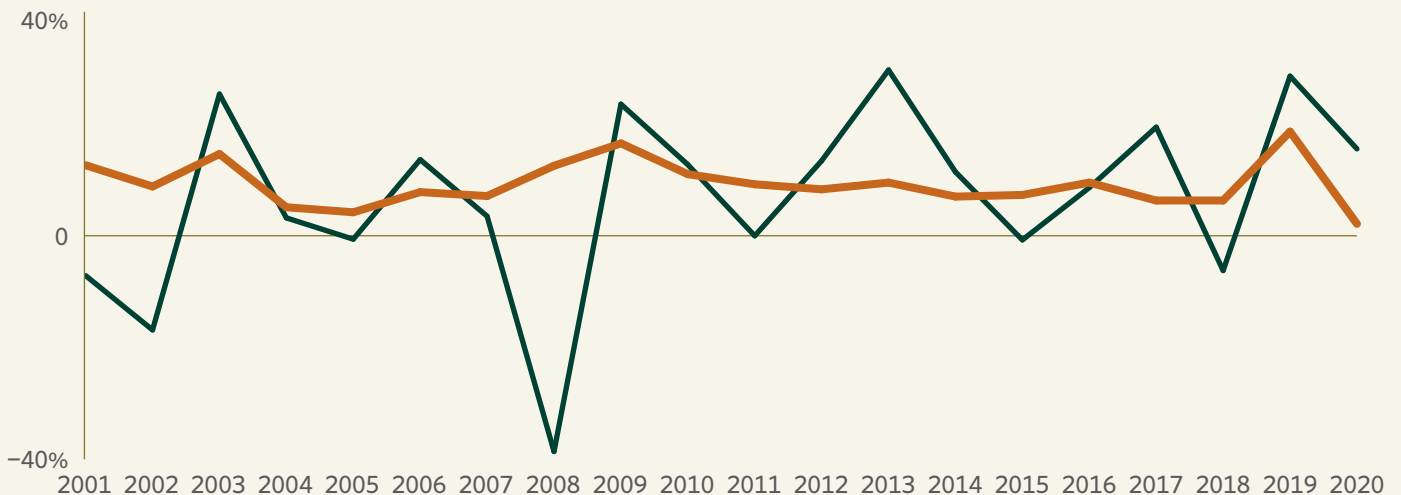
Making investment decisions based on market forecasts and predictions is a fool’s game.

Instead, base your investment decisions on variables that are knowable: your degree of diversification, your true time horizon and the amount of money you need to invest to reach your goals.

Wall Street’s Top Strategists’ Average Prediction vs. Actual Market Return

20 Year Historical Perspective
2001-2020

— Strategists’ Prediction — Actual Market Return



Source: Barron's. From 1999 through 2005, numbers reflect Dow Jones Industrial Average forecasts. In 2006, Barron's began using the S&P 500 Index exclusively. **Past performance is not a guarantee of future results.**



“A lot of people with high IQs are terrible investors because they’ve got terrible temperaments. You need to keep raw irrational emotion under control.”

Charles Munger
Vice-Chairman, Berkshire Hathaway

Avoid Self-Destructive Investor Behavior

Market corrections often cause investors to abandon their investment plan, moving out of stocks with the intention of moving back in when things seem better—often to disastrous results.

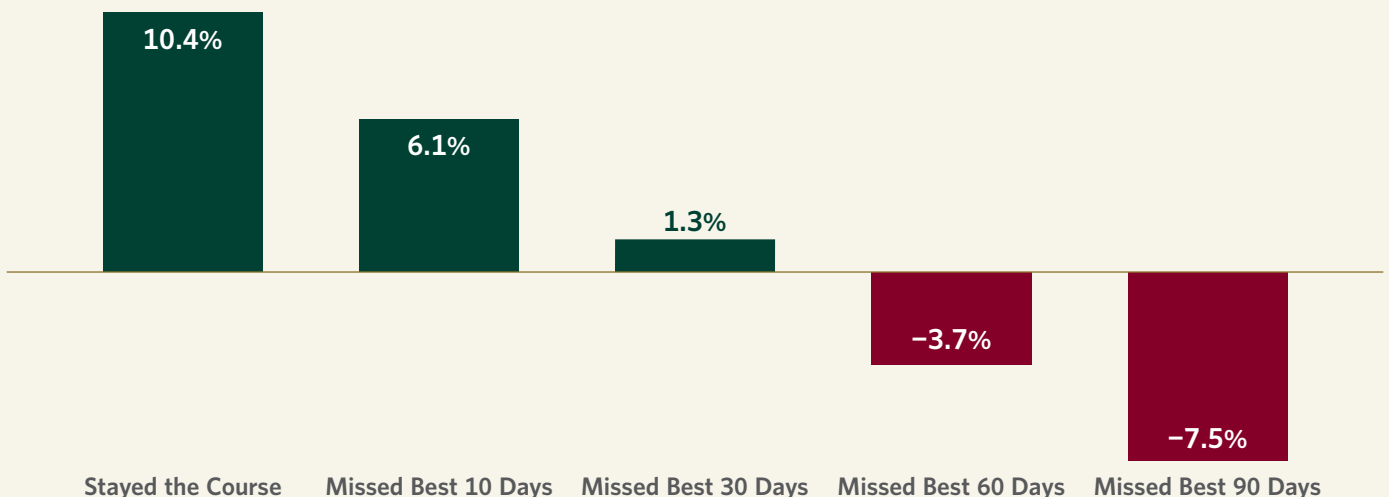
The chart below compares the 20-year returns of equity investors (S&P 500 Index) who remained invested over the entire period to those who missed just the best 10, 30, 60 or 90 trading days:

- The patient investor who remained invested during the entire 20-year period received the highest average annualized return of 10.4% per year.
- Amazingly, an investor needed only to miss the best 90 days for his return to continue to plummet.

Investors who understand that overreacting in the short term is a loser’s game are also more likely to adhere to their long-term investment plan.

Long-term wealth is built by controlling emotions and avoiding such costly mistakes. One of the most important services a trusted financial advisor can provide is to help remain disciplined, unemotional and focused on long-term financial goals.

The Danger of Overreacting in the Short Term 20-Year Average Annual Returns (2005–2024)



Source: Bloomberg and Davis Advisors. The market is represented by the S&P 500 Index. Investments cannot be made directly in an index. **Past performance is not a guarantee of future results.**



“Systematic investing will pay off ultimately, regardless of when it is begun, provided that it is adhered to conscientiously and courageously under all market conditions.”

Benjamin Graham
Father of Value Investing

Use a Systematic Investment Approach

A systematic investment approach involves investing money in equal amounts at regular intervals, regardless of the market environment. It can help investors build long-term wealth because emotions are removed from the investment decision-making process.

One example of systematic investing is an investor who initially invests \$10,000 in stocks and adds \$10,000 every three months over a 15-year period.

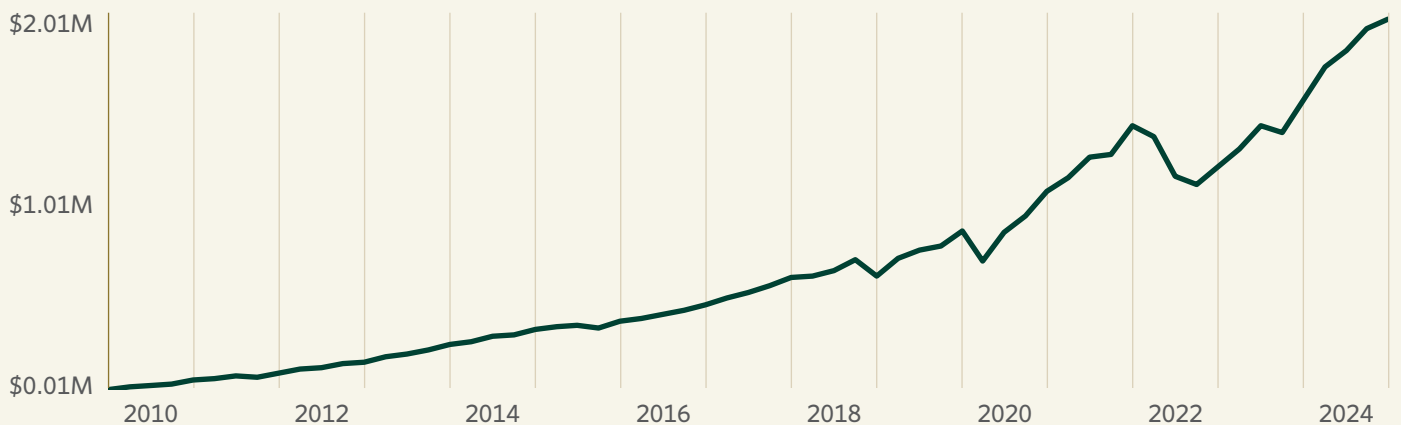
Should the market drop and stocks go “on sale” more shares would automatically be purchased—precisely when many investors would be too fearful to invest.

As shown in the chart below, this systematic investor would have over \$2.0 million at the end of the 15-year period. By automatically making purchases even when the market fell, he took advantage of buying more shares at low prices.

A systematic investment approach may also help investors avoid

selling out of stocks during market downturns, when pessimism is pervasive. The 15-year period shown below included difficult events such as the Great Financial Crisis and the COVID pandemic. A nervous investor who sold out of stocks during these periods would have significantly reduced their end result. The systematic investor, however, may have been more likely to stay the course, recognizing that such periods are opportunities to acquire good businesses at attractive prices.

S&P 500 Index Quarterly Value
2010-2024



Source: Morningstar Direct. Systematic investing does not assure a profit nor protect against losses in declining markets. Systematic investing involves continuous investment regardless of fluctuating prices. You should consider your financial ability to continue purchases through periods of high or low price levels. **Past performance is not a guarantee of future results.**

Over fifty years of successfully investing in equities has taught us that to build wealth investors must remain unemotional, disciplined and focused on the long term.

With this in mind, we collected three essential insights of investment wisdom for all investors navigating today's markets.

We hope they serve as a valuable guide as you save for retirement, a child's education or some other important long-term goal.

Collection of Wisdom

Before investing in the Davis Funds, you should carefully consider the investment objectives, risks, charges, and expenses of the Funds. The prospectus and summary prospectus contains this and other information about the Funds. You can obtain performance information and a current prospectus and summary prospectus by visiting davisfunds.com or calling 800-279-0279. Please read the prospectus or summary prospectus carefully before investing or sending money. Investing involves risks including possible loss of principal.

Davis Advisors investment professionals make candid statements and observations regarding economic conditions and current and historical market conditions. However, there is no guarantee that these statements, opinions or forecasts will prove to be correct. All investments involve some degree of risk, and there can be no assurance

that Davis Advisors' investment strategies will be successful. The value of equity investments will vary so that, when sold, an investment could be worth more or less than its original cost.

The graphs and charts in this report are used to illustrate specific points. No graph, chart, formula or other device can, by itself, guide an investor as to what securities should be bought or sold or when to buy or sell them. Although the facts in this report have been obtained from and are based on sources we believe to be reliable, we do not guarantee their accuracy, and such information is subject to change without notice.

The **S&P 500 Index** is an unmanaged index of 500 selected common stocks, most of which are listed on the New York Stock Exchange. The index is adjusted for dividends, weighted towards stocks with large market capitalizations and represents

approximately two-thirds of the total market value of all domestic common stocks. The **Dow Jones Industrial Average** is a price-weighted average of 30 actively traded blue chip stocks. The Dow Jones is calculated by adding the closing prices of the component stocks and using a divisor that is adjusted for splits and stock dividends equal to 10% or more of the market value of an issue as well as substitutions and mergers. The average is quoted in points, not in dollars. Investments cannot be made directly in an index.

John Kenneth Galbraith, Benjamin Graham, and Charles Munger are not associated in any way with Davis Selected Advisers, Davis Advisors or their affiliates.

The Equity Specialists is a service mark of Davis Selected Advisers, L.P.