

Davis International Fund

Symbols

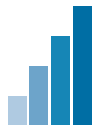
A Shares DILAX
C Shares DILCX
Y Shares DILYX



High Conviction Best Ideas Portfolio
Non-U.S. companies in both developed and emerging markets.




★★★★
Overall Rating. 339 funds in the U.S. Foreign Large Growth category.



Outperformed MSCI ACWI (All Country World Index) ex US
1, 3, 5, 7, 10 year and since inception periods.¹



Low Cost
Expense ratio significantly less than the category average.²



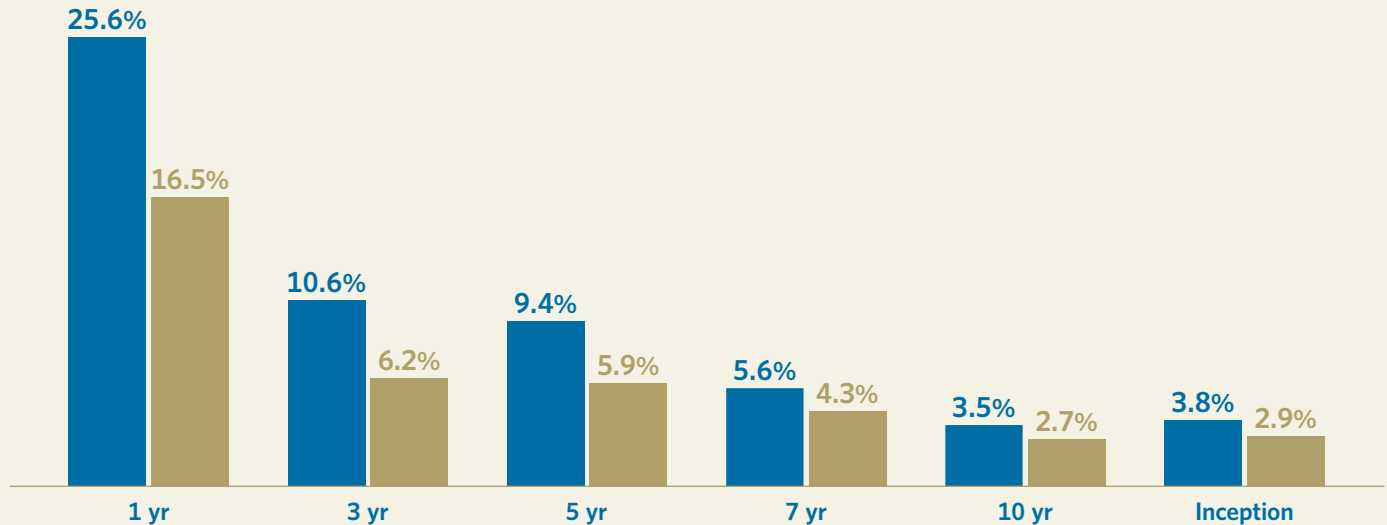
Benchmark Agnostic
Does not mirror index, high active share of 95%.



We Are Largest Shareholder
Ensures interests aligned with clients.³

History of Long-Term Outperformance¹

■ Davis International Fund ■ MSCI ACWI (All Country World Index) ex US



The average annual total returns for Davis International Fund's Class A shares for periods ending March 31, 2018, including a maximum 4.75% sales charge, are: 1 year, 19.60%; 5 years, 8.35%; and 10 years, 2.97%. The performance presented represents past performance and is not a guarantee of future results. Total return assumes reinvestment of dividends and capital gain distributions. Investment return and principal value will vary so that, when redeemed, an investor's shares may be worth more or less than their original cost. The Fund is subject to a 2% short-term redemption fee for shares held for fewer than 30 days. The total annual operating expense ratio for Class A shares as of the most recent prospectus was 1.05%. The total annual operating expense ratio may vary in future years. Returns and expenses for other classes of shares will vary. Current performance may be higher or lower than the performance quoted. For most recent month-end performance, visit davisfunds.com or call 800-279-0279. The Fund's performance benefited from an IPO purchase in 2014. After purchase, the IPO rapidly increased in value. Davis Advisors purchases shares intending to benefit from long-term growth of the underlying company; the rapid appreciation of the IPO was an unusual occurrence.

The Morningstar rating/number of funds as of March 31, 2018 is: three years, 4 stars/339; five years, 4 stars/293. The Fund does not have a 10-year star rating. Class A shares. **Past performance is not a guarantee of future results.**

1. Class A shares without a sales charge. As of 3/31/18. **Past performance is not a guarantee of future results.** 2. Gross expenses. As of the most recent prospectus. The expense ratio for Class A shares of the Fund vs. its Lipper peer group, International Multi-Cap Growth, is 1.05% vs. 1.75%. 3. As of December 31, 2017.

This report is authorized for use by existing shareholders. A current Davis International Fund prospectus must accompany or precede this material if it is distributed to prospective shareholders. You should carefully consider the Fund's investment objective, risks, charges, and expenses before investing. Read the prospectus carefully before you invest or send money.

This report includes candid statements and observations regarding investment strategies, and economic and market conditions; however, there is no guarantee that these statements, opinions or forecasts will prove to be correct. These comments may also include the expression of opinions that are speculative in nature and should not be relied on as statements of fact.

Objective and Risks. Davis International Fund's investment objective is long-term growth of capital. There can be no assurance that the Fund will achieve its objective. Some important risks of an investment in the Fund are: **common stock risk:** an adverse event may have a negative impact on a company and could result in a decline in the price of its common stock; **depository receipts risk:** depository receipts involve higher expenses and may trade at a discount (or premium) to the underlying security; **emerging market risk:** securities of issuers in emerging and developing markets may present risks not found in more mature markets. As of March 31, 2018, the Fund had approximately 54.4% of assets invested in securities from emerging markets; **fees and expenses risk:** the Fund may not earn enough through income and capital appreciation to offset the operating expenses of the Fund; **foreign country risk:** foreign companies may be subject to greater risk as foreign economies may not be as strong or diversified; **foreign currency risk:** the change in value of a foreign currency against the U.S. dollar will result in a change in the U.S. dollar value of securities denominated in that foreign currency; **headline risk:** the Fund may invest in a company when the company

becomes the center of controversy. The company's stock may never recover or may become worthless; **large-capitalization companies risk:** companies with \$10 billion or more in market capitalization generally experience slower rates of growth in earnings per share than do mid- and small-capitalization companies; **manager risk:** poor security selection may cause the Fund to underperform relevant benchmarks; **mid- and small-capitalization companies risk:** companies with less than \$10 billion in market capitalization typically have more limited product lines, markets and financial resources than larger companies, and may trade less frequently and in more limited volume; and **stock market risk:** stock markets have periods of rising prices and periods of falling prices, including sharp declines. See the prospectus for a complete description of the principal risks.

The Fund is subject to a 2% short-term redemption fee for shares held for fewer than 30 days.

During the period from inception (December 29, 2006) through December 30, 2009, only the directors, officers and employees of the Fund or its investment adviser and sub-adviser (and the investment adviser itself and affiliated companies) were eligible to purchase Fund shares. Since inception, the Fund's investment strategies and operations have remained substantially the same.

The Morningstar Rating™ for funds, or "star rating", is calculated for managed products (including mutual funds, variable annuity and variable life subaccounts, exchange-traded funds, closed-end funds, and separate accounts) with at least a three-year history. Exchange-traded funds and open-ended mutual funds are considered a single population for comparative purposes. It is calculated based on a Morningstar risk-adjusted return measure that accounts for variation in a managed product's monthly excess performance, placing more emphasis on downward variations and rewarding consistent performance. The top 10% of products in each product category receive 5 stars, the next 22.5% receive 4 stars, the next 35% receive 3 stars, the next 22.5% receive 2 stars, and the bottom 10% receive 1 star. The Overall Morningstar Rating™ for a managed product is derived from a weighted average of the performance figures associated with its three-,

five-, and 10-year (if applicable) Morningstar Rating™ metrics. The weights are: 100% three-year rating for 36-59 months of total returns, 60% five-year rating/40% three-year rating for 60-119 months of total returns, and 50% 10-year rating/30% five-year rating/20% three-year rating for 120 or more months of total returns. While the 10-year overall star rating formula seems to give the most weight to the 10-year period, the most recent three-year period actually has the greatest impact because it is included in all three rating periods.

Active Share is a measure of the percentage of stock holdings in a manager's portfolio that differ from the benchmark index.

International Multi-Cap Growth funds invest in a variety of market capitalization ranges without concentrating 75% of their equity assets in any one market capitalization range over an extended period of time. International multi-cap growth funds typically have above-average characteristics compared to the MSCI EAFE Index.

We gather our index data from a combination of reputable sources, including, but not limited to, Thomson Financial, Lipper and index websites.

The MSCI ACWI (All Country World Index) ex US is a free float-adjusted market capitalization weighted index that is designed to measure the equity market performance of developed and emerging markets, excluding the United States. The Index includes reinvestment of dividends, net of foreign withholding taxes. Investments cannot be made directly in an index.

After July 31, 2018, this material must be accompanied by a supplement containing performance and rating data for the most recent quarter end.

The Equity Specialists™ is a service mark of Davis Selected Advisers, L.P.

Shares of the Davis Funds are not deposits or obligations of any bank, are not guaranteed by any bank, are not insured by the FDIC or any other agency, and involve investment risks, including possible loss of the principal amount invested.